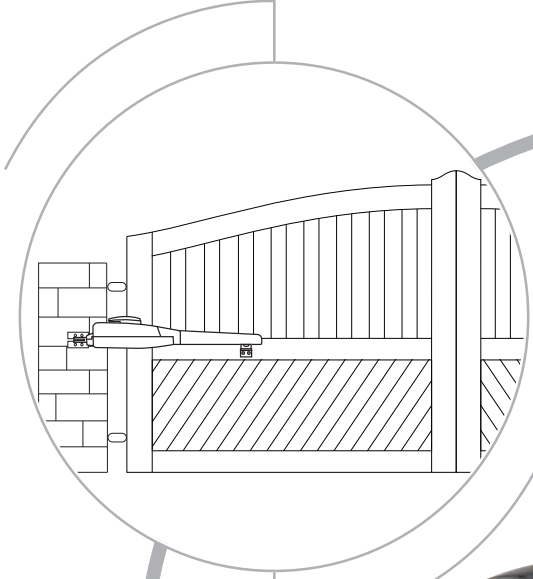



Wing gate operator

SCS300



Manual Release with Key Lock



Professional Post Connection



Post Brackets Universal Usage



8 mm steel Heavy-Duty Door Bracket

Install all equipment in compliance with EN60335-2-103



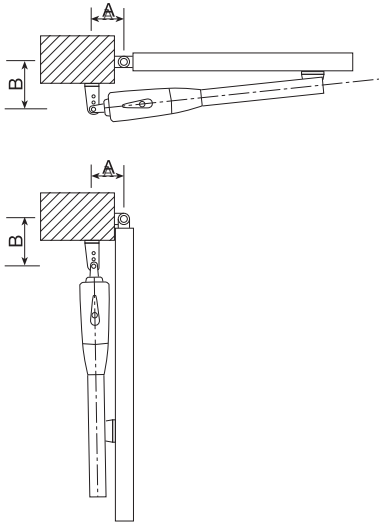
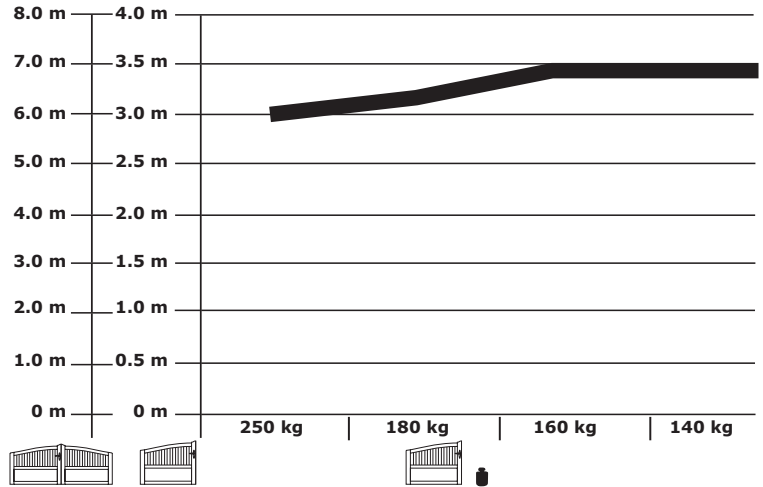
2-year warranty

SCS300

SCS300

SCS300

A=15cm B=15cm ≈90°		A						
		10cm	12cm	14cm	16cm	18cm	20cm	22cm
B	10cm		115°	112°	110°	105°		
	12cm		110°	105°	101°	90°		
	14cm		108°	95°	90°	85°		
	16cm		106°	90°	85°			
	18cm							
	20cm							
	22cm							



771E
Infrared
Safety Sensor



FLA230-2
Flashing light kit

For more accessories please refer to accessory catalog

Technical Data

		SCS300	SCS300-24	SCS300-120
Voltage IN	VAC	220-240	220-240	127
Frequency	Hz	50	50	60
Motor voltage	V	230AC	24VDC	127VAC
Power (nom)	W	280	48	280
Current (max)	A	1,2	2	2,4
Thrust (rated)	N	250	250	250
Capacitor	yF	6,3	not required	25
Thermal overload protection	°C	140°	not required	140°
Motor speed	rpm	1400	2400	1400
Travel speed (arm)	mm/s	~20	~25	~20
Travel	mm	300	300	300
Duty cycle	cycles/hr	~20	~70	~20
Working temperature range	°C	-20°C/+55°C	-20°C/+55°C	-20°C/+55°C
Protection class		I	I	I
Degree of protection	IP	IP 44	IP 44	IP 44
Product weight (~)	kg	6,5	6,5	6,5
Max. gate wing length	m	3,0	3,0	3,0
Max gate weight at max. wing length incl. 20% reserve	kg	250	250	250

Model & carton content chart

Model	Drive unit	Install brackets	Hard Stops	Capacitor	Electronic control	Battery backup	Remote control 94335E	Receiver & radio	IR sensor	Flashing light	Key switch	Antenna kit	Number of cartons
SCS300	1x	•	•	•									1
SCS300-24	1x	•											1
SCS300K	2x	•	•	•	•		2x	433MHz	•	•	•	•	1
SCS300K-24	2x	•			•	•	2x	433MHz	•	•	•	•	1
SCS300K-120	2x	•	•	•	•		2x	433MHz	•	•	•	•	1